

Mid American Pompon  
2018 Summer Camp  
Intermediate Formations  
[www.pompon.com](http://www.pompon.com)

**DAY ONE – “Hot to Touch”**

Formation #1 – 3 triangles

Front

```
x   x   x
  x   x
   x
```

```
x   x   x
  x   x
   x
```

```
x   x   x
  x   x
   x
```

First Formation Shifted to Trapezoid

Front



Formation #2 - Square

Front



Formation #3 – **(Chorus)** Parallelogram



Formation #4 – Kickline

Formation #5 – Back to Chorus

Formation #6 – Back to 1st

## DAY TWO – “Watch Me”

Formation #1 – Shifted Rectangles


**Front**

```

                X   X   X   X
               X   X   X   X   X
X   X   X   X   X   X   X   X
  X   X   X   X   X
X   X   X   X
```

Formation #2 – **(Chorus)** Square windows

**Front**



Formation #3 – Back to 1st

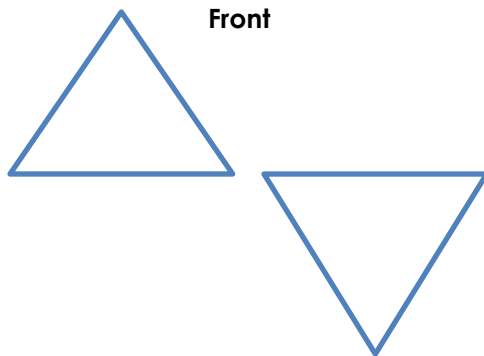
Formation #4 – Kickline

Formation #5 – Staggered Kickline


Formation #6 – Back to Chorus

### **DAY THREE – “No Excuses”**

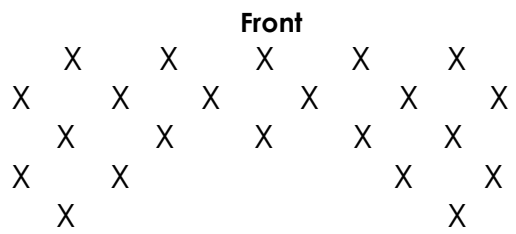
Formation #1 – Triangles



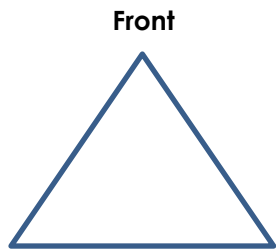
Walk to Shifted First



Formation #2 – **(Chorus)**



Formation #3 – Filler Triangle



Formation #4 – Back to Chorus

Formation #5 – Kickline

Formation #6 – Back to Chorus